

CJBX/ALS



Belt driven ventilation units with double insulated wall, pre-lacquered sheet and aluminium profiles



Fan:

- Ventilation units equipped with double inlet fans of the CBX, CBXC and CBXR series.
- Aluminium profile structure with thermal insulation and soundproofing.
- Forward curved impeller in galvanised sheet steel.
- Glands for cable entry.

- Class F motors with ball bearings and IP55 protection.
- Three-phase 230/400 V 50 Hz (up to 4 kW) and 400/690 V 50 Hz (powers greater than 4 kW).
- Working temperature: -25 °C +60 °C.

Finish:

- Anti-corrosive in pre-lacquered steel sheet and aluminum profiles.

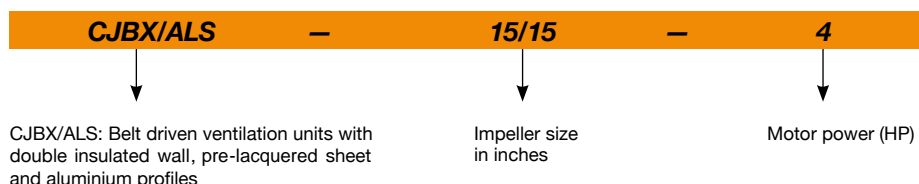
Motor:

- Motors with IE3 efficiency for powers equal to or greater than 0.75 kW, except single-phase, 2-speed and 8-pole.

On request:

- With circular outlet.
- ATEX certification.

Order code



Technical characteristics

Model	Speed (r/min)	Maximum admissible current (A)			Installed power (kW)	Maximum flow rate (m ³ /h)	Sound pressure level ¹ dB (A) Irradiated	Approx. weight (Kg)	Mounting type
		230V	400V	690V					
CJBX/ALS-7/7-0.75	1600	2.17	1.25		0.55	1450	53	41	A
CJBX/ALS-7/7-1 IE3	1790	2.82	1.62		0.75	1500	55	43	A
CJBX/ALS-9/9-0.25	825	1.23	0.71		0.18	1700	42	48	A
CJBX/ALS-9/9-0.33	920	1.66	0.96		0.25	1800	44	50	A
CJBX/ALS-9/9-0.5	1020	2.02	1.17		0.37	2200	47	52	A
CJBX/ALS-9/9-0.75	1050	2.17	1.25		0.55	2900	51	55	A
CJBX/ALS-9/9-1 IE3	1070	2.82	1.62		0.75	3055	52	56	A
CJBX/ALS-9/9-1.5 IE3	1260	4.07	2.34		1.10	3600	56	59	A
CJBX/ALS-10/10-0.75	845	2.17	1.25		0.55	3800	52	57	A
CJBX/ALS-10/10-1 IE3	960	2.82	1.62		0.75	4175	55	59	A
CJBX/ALS-10/10-1.5 IE3	1070	4.07	2.34		1.10	4800	57	61	A
CJBX/ALS-10/10-2 IE3	1140	5.41	3.11		1.50	5400	60	65	A
CJBX/ALS-12/12-0.5	595	2.02	1.17		0.37	4200	49	69	A
CJBX/ALS-12/12-0.75	675	2.17	1.25		0.55	4800	52	71	A
CJBX/ALS-12/12-1 IE3	765	2.82	1.62		0.75	5400	55	72	A
CJBX/ALS-12/12-1.5 IE3	855	4.07	2.34		1.10	5800	56	75	A

Technical characteristics

Model	Speed (r/min)	Maximum admissible current (A)			Installed power (kW)	Maximum flow rate (m ³ /h)	Sound pressure level ¹ dB (A) Irradiated	Approx. weight (Kg)	Mounting type
		230V	400V	690V					
CJBX/ALS-12/12-2 IE3	965	5.41	3.11		1.50	6500	59	79	A
CJBX/ALS-12/12-3 IE3	1180	7.93	4.56		2.20	7400	62	87	A
CJBX/ALS-15/15-0.75	525	2.17	1.25		0.55	5900	47	85	B
CJBX/ALS-15/15-1 IE3	595	2.82	1.62		0.75	6500	49	86	B
CJBX/ALS-15/15-1.5 IE3	635	4.07	2.34		1.10	7500	51	89	B
CJBX/ALS-15/15-2 IE3	670	5.41	3.11		1.50	8200	53	93	B
CJBX/ALS-15/15-3 IE3	740	7.93	4.56		2.20	9455	56	101	B
CJBX/ALS-15/15-4 IE3	805	10.70	6.15		3.00	10285	58	103	B
CJBX/ALS-18/18-1.5 IE3	480	4.07	2.34		1.10	9000	40	122	B
CJBX/ALS-18/18-2 IE3	605	5.41	3.11		1.50	9250	43	125	B
CJBX/ALS-18/18-3 IE3	590	7.93	4.56		2.20	11500	45	134	B
CJBX/ALS-18/18-4 IE3	640	10.70	6.15		3.00	13200	48	136	B
CJBX/ALS-18/18-5.5 IE3	675	13.90	8.00		4.00	15000	51	141	B
CJBX/ALS-18/18-7.5 IE3	760		10.30	5.97	5.50	17000	53	155	B
CJBX/ALS-20/20-2 IE3	430	5.41	3.11		1.50	11500	51	222	B
CJBX/ALS-20/20-3 IE3	530	7.93	4.56		2.20	12800	54	231	B
CJBX/ALS-20/20-4 IE3	575	10.70	6.15		3.00	14200	56	233	B
CJBX/ALS-20/20-5.5 IE3	635	13.90	8.00		4.00	15500	58	238	B
CJBX/ALS-20/20-7.5 IE3	675		10.30	5.97	5.50	17500	60	252	B
CJBX/ALS-20/20-10 IE3	725		13.90	8.06	7.50	20000	62	267	B
CJBX/ALS-22/22-2 IE3	385	5.41	3.11		1.50	14000	47	250	B
CJBX/ALS-22/22-3 IE3	475	7.93	4.56		2.20	15000	50	257	B
CJBX/ALS-22/22-4 IE3	515	10.70	6.15		3.00	17000	53	261	B
CJBX/ALS-22/22-5.5 IE3	570	13.90	8.00		4.00	19000	55	265	B
CJBX/ALS-22/22-7.5 IE3	605		10.30	5.97	5.50	21500	57	279	B
CJBX/ALS-22/22-10 IE3	725		13.90	8.06	7.50	22000	59	290	B
CJBX/ALS-22/22-15 IE3	765		20.90	12.10	11.00	27000	62	316	B
CJBX/ALS-25/25-3 IE3	375	7.93	4.56		2.20	17000	50	297	B
CJBX/ALS-25/25-4 IE3	405	10.70	6.15		3.00	20500	53	299	B
CJBX/ALS-25/25-5.5 IE3	450	13.90	8.00		4.00	22000	54	304	B
CJBX/ALS-25/25-7.5 IE3	485		10.30	5.97	5.50	24500	56	318	B
CJBX/ALS-25/25-10 IE3	545		13.90	8.06	7.50	28000	59	329	B
CJBX/ALS-25/25-15 IE3	610		20.90	12.10	11.00	32000	62	349	B
CJBX/ALS-30/28-3 IE3	280	7.93	4.56		2.20	20000	49	380	B
CJBX/ALS-30/28-4 IE3	310	10.70	6.15		3.00	22000	51	382	B
CJBX/ALS-30/28-5.5 IE3	340	13.90	8.00		4.00	25000	53	387	B
CJBX/ALS-30/28-7.5 IE3	380		10.30	5.97	5.50	31500	57	402	B
CJBX/ALS-30/28-10 IE3	410		13.90	8.06	7.50	36000	59	415	B
CJBX/ALS-30/28-15 IE3	430		20.90	12.10	11.00	42000	62	426	B
CJBX/ALS-30/28-20 IE3	480		27.90	16.20	15.00	48000	64	449	B

1. The noise level values are pressures in dB(A) measured at a distance of 3 metres in a free field.

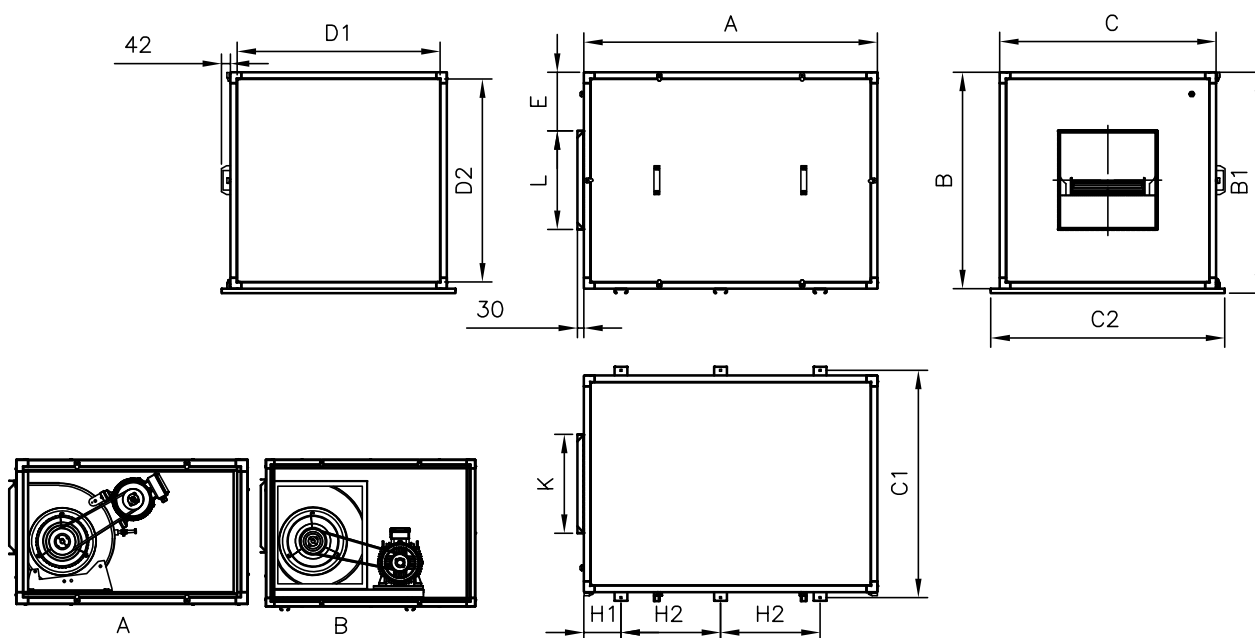


Erp. (Energy Related Products)

Information on Directive 2009/125/EC can be downloaded from the SODECA website or the QuickFan selector programme.

Dimensions mm

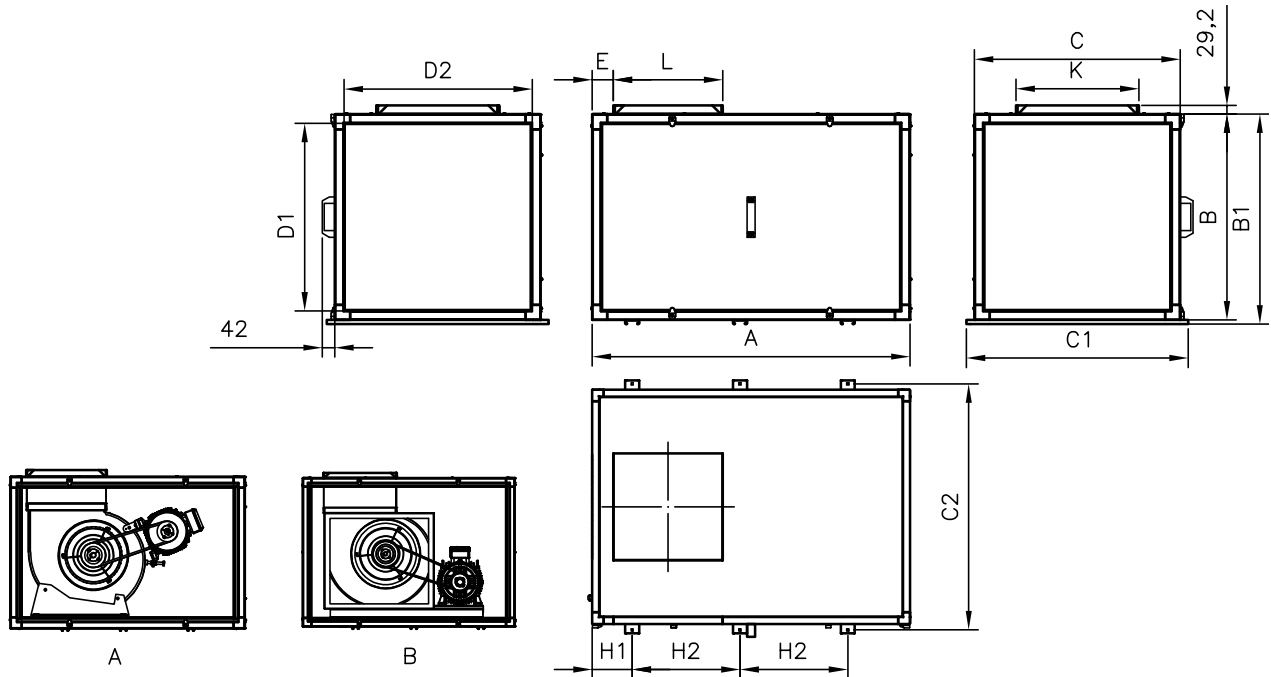
Standard supply horizontal impulsion
(H) LG 90



	A	B	B1	C	C1	C2	D1	D2	E	H1	H2	K	L	Mounting type
CJBX/ALS-7/7	830	490	-	490	-	-	430	430	91	-	-	249	230	A
CJBX/ALS-9/9	920	550	-	550	-	-	490	490	85	-	-	319	280	A
CJBX/ALS-10/10	970	605	-	605	-	-	545	545	88	-	-	343	308	A
CJBX/ALS-12/12	1050	680	-	680	-	-	620	620	84	-	-	405	362	A
CJBX/ALS-15/15	1220	855	895	855	908	940	795	795	145	230	345	487	420	B
CJBX/ALS-18/18	1356	1000	1040	1000	1050	1080	940	940	163	171	460	555	500	B
CJBX/ALS-20/20	1620	1195	1235	1195	1250	1280	1115	1115	175	283	590	610	605	B
CJBX/ALS-22/22	1700	1250	1290	1250	1320	1350	1170	1170	145	153	650	660	700	B
CJBX/ALS-25/25	1930	1450	1490	1450	1520	1550	1370	1370	233	160	740	770	797	B
CJBX/ALS-30/28	2080	1670	1710	1670	1740	1770	1590	1590	207	180	810	900	942	B

Dimensions mm

Vertical impulsion on request
(V) LG 0



	A	B	B1	C	C1	C2	D1	D2	E	H1	H2	K	L	Mounting type
CJBX/ALS-7/7	830	490	-	490	-	-	430	430	63	-	-	248	228	A
CJBX/ALS-9/9	920	550	-	550	-	-	490	490	85	-	-	318	281	A
CJBX/ALS-10/10	970	605	-	605	-	-	545	545	88	-	-	343	306	A
CJBX/ALS-12/12	1050	680	-	680	-	-	620	620	71	-	-	406	362	A
CJBX/ALS-15/15	1220	855	895	855	908	940	795	795	70	230	345	481	415	B
CJBX/ALS-18/18	1356	1000	1040	1000	1050	1080	940	940	65	171	460	553	500	B
CJBX/ALS-20/20	1620	1195	1235	1195	1250	1280	1115	1115	75	283	590	620	617	B
CJBX/ALS-22/22	1700	1250	1290	1250	1320	1350	1170	1170	75	153	650	672	705	B
CJBX/ALS-25/25	1930	1450	1490	1450	1520	1550	1370	1370	130	160	740	783	813	B
CJBX/ALS-30/28	2080	1670	1710	1670	1740	1770	1590	1590	84	180	810	896	939	B

Accessories



INT



VSD3/A-RFT
- VSD1/A-RFM



AET



VIS

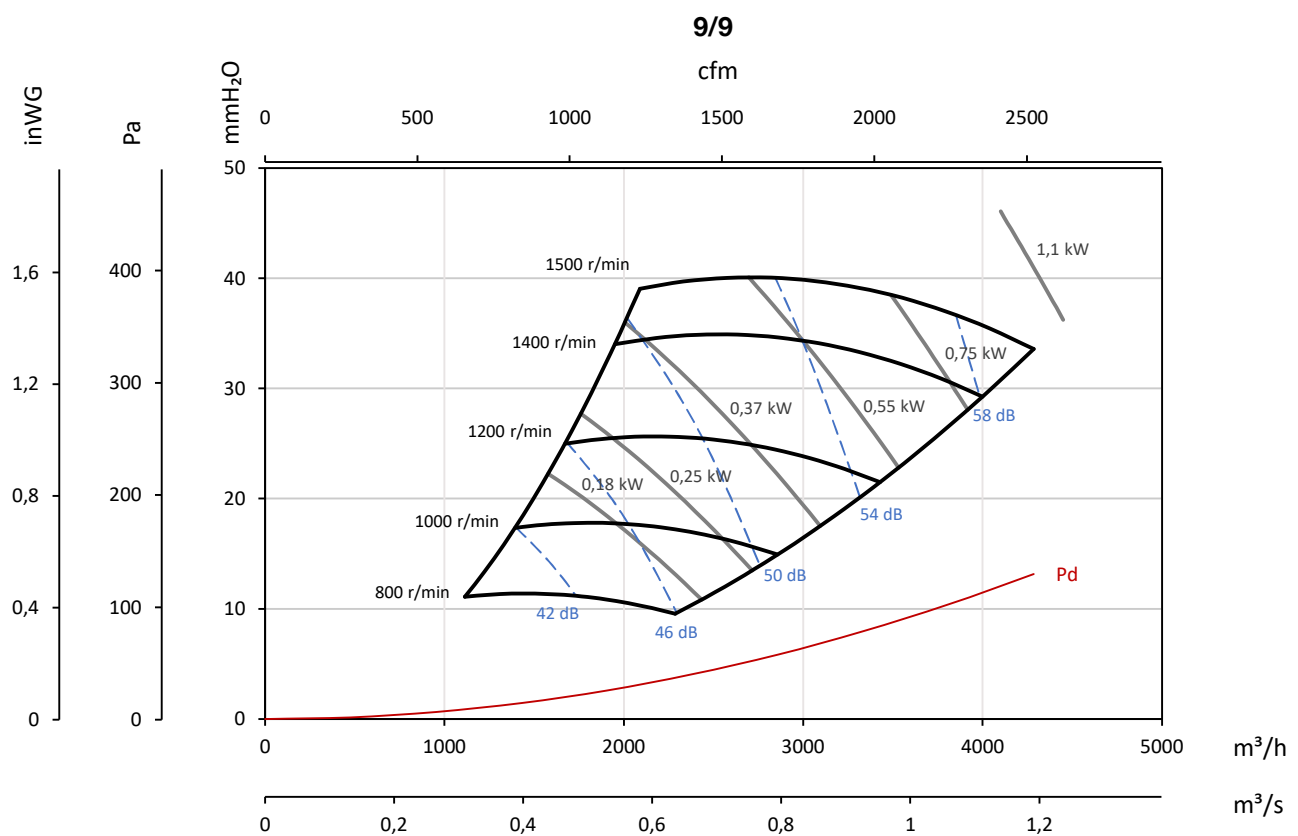
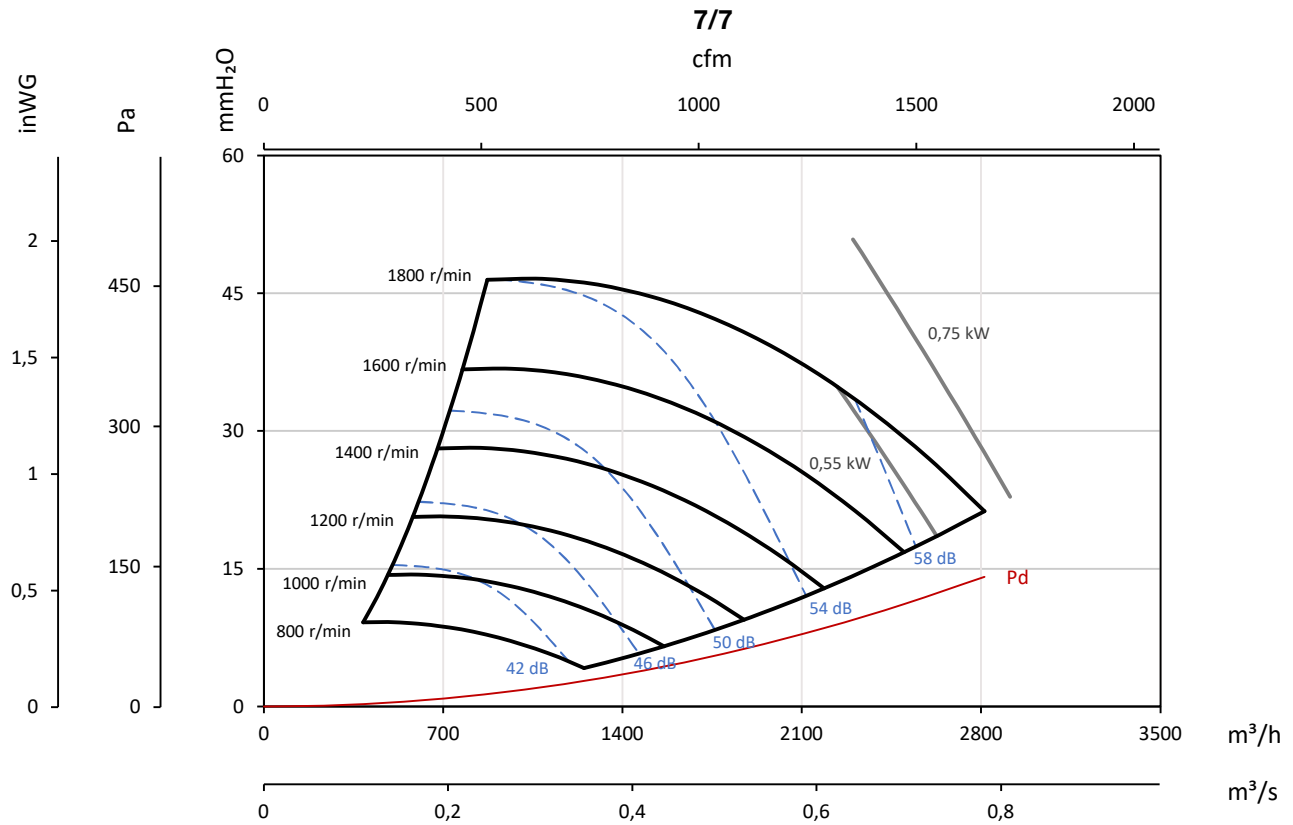


TEJ

Characteristic curves

Q= Flow rate in m³/h, m³/s and cfm

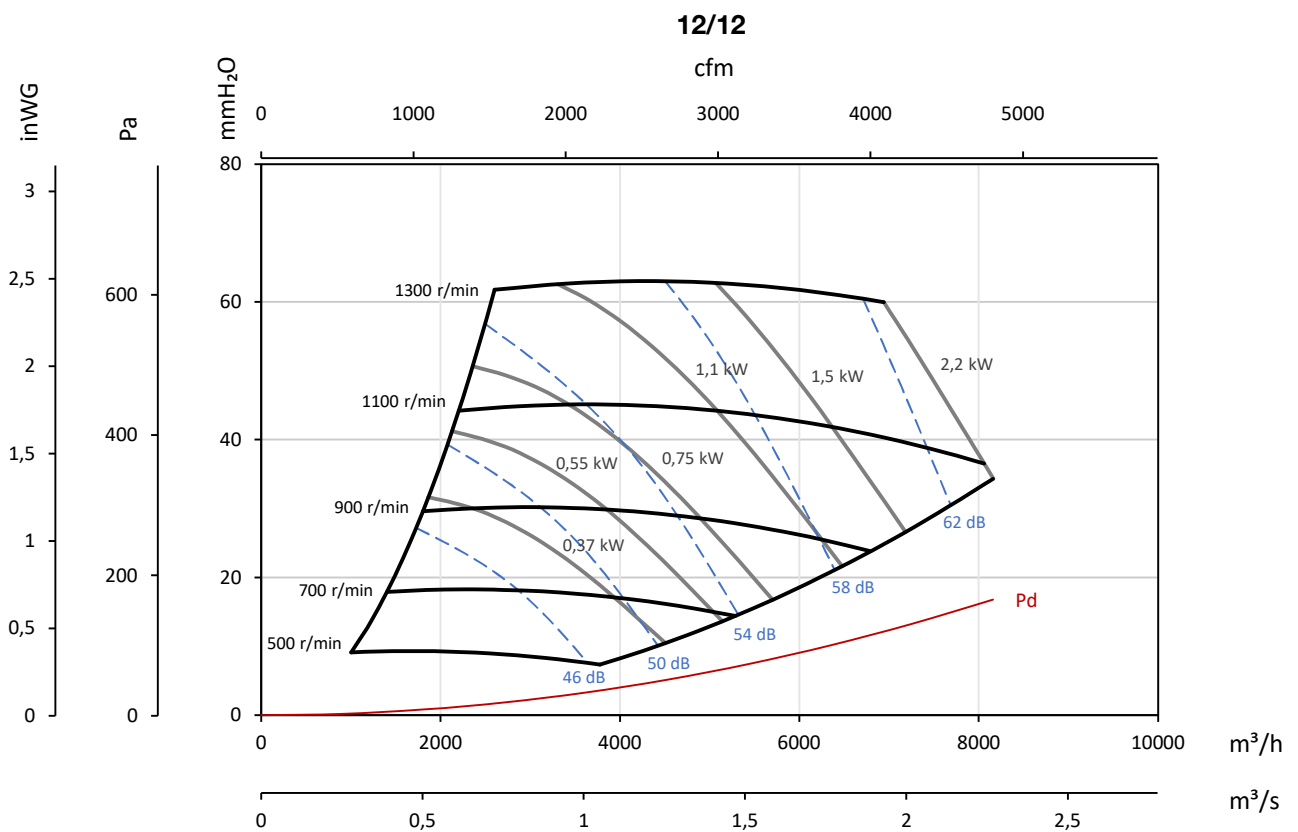
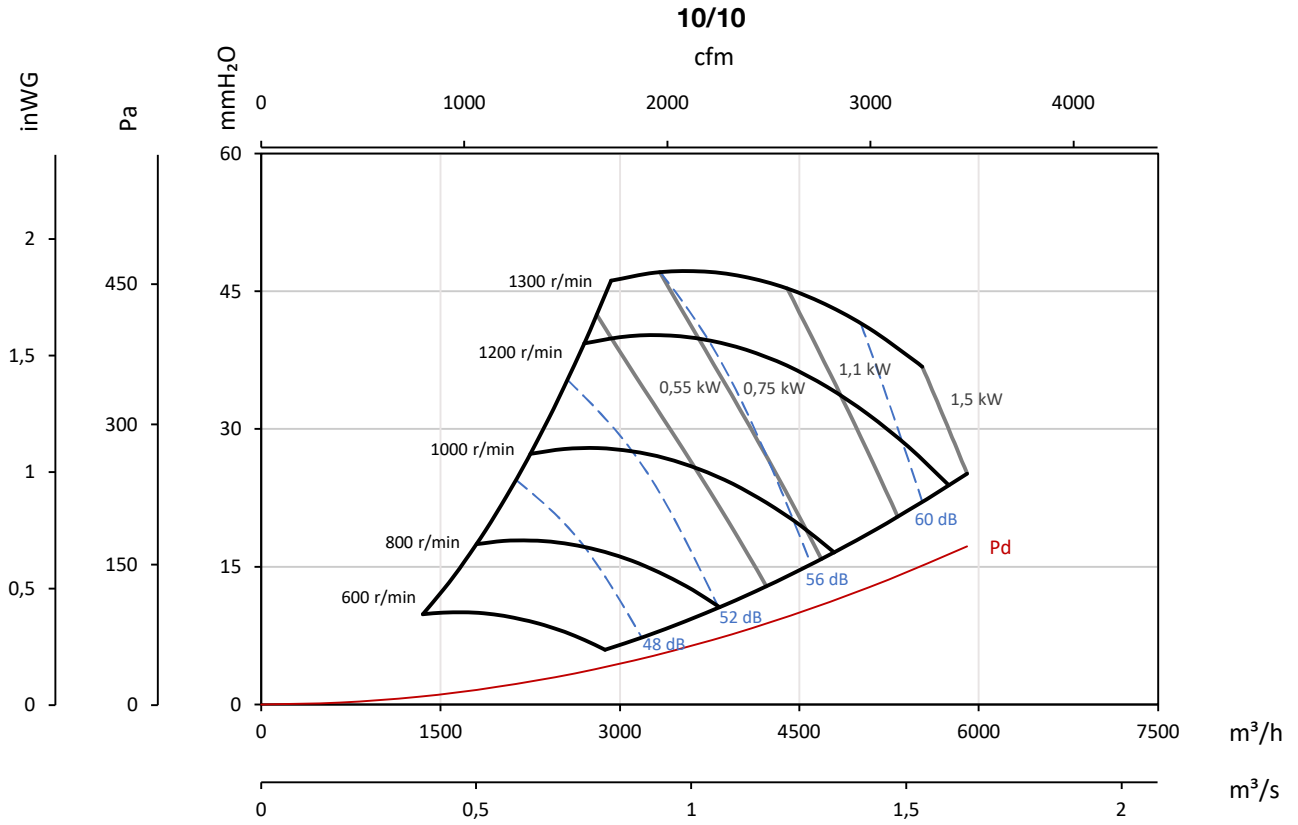
Pe= Static pressure in mm H₂O, Pa and inWG



Characteristic curves

Q= Flow rate in m³/h, m³/s and cfm

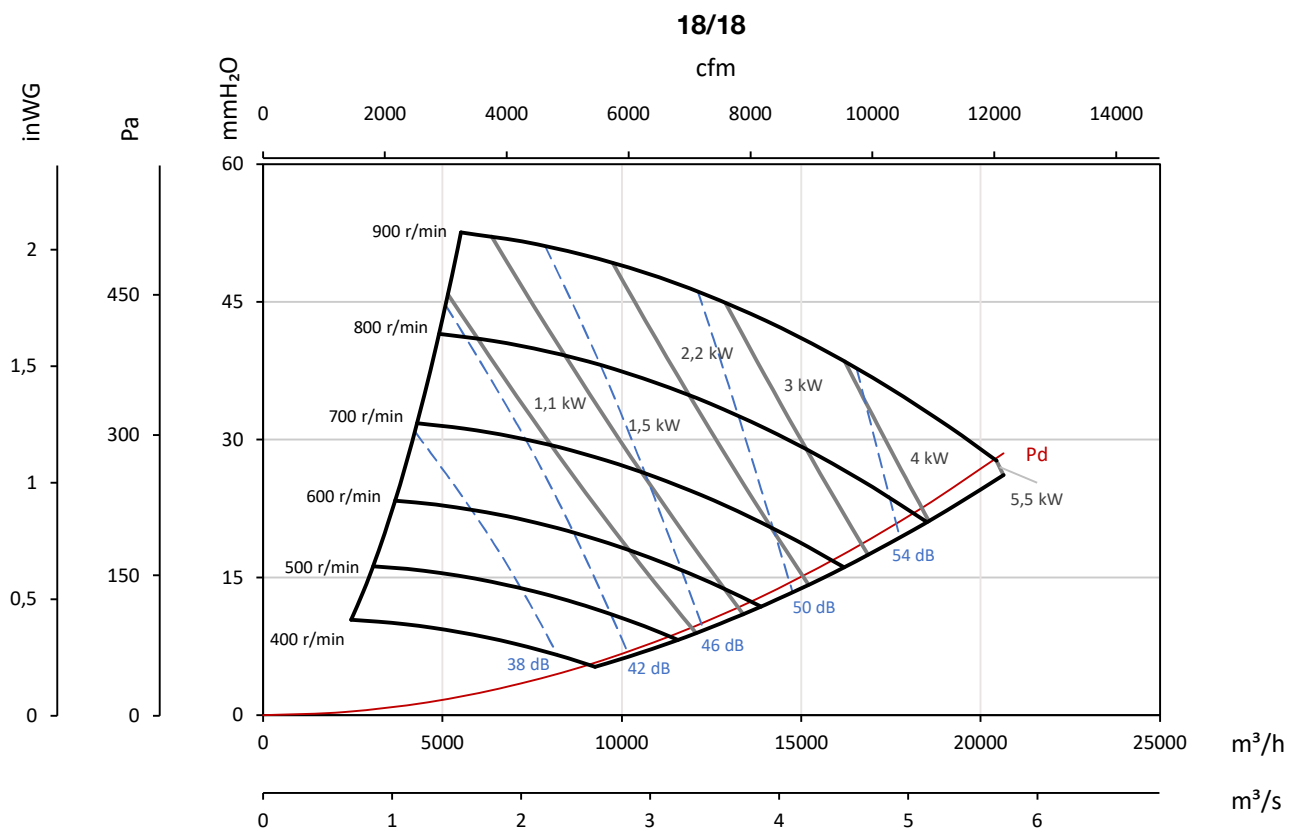
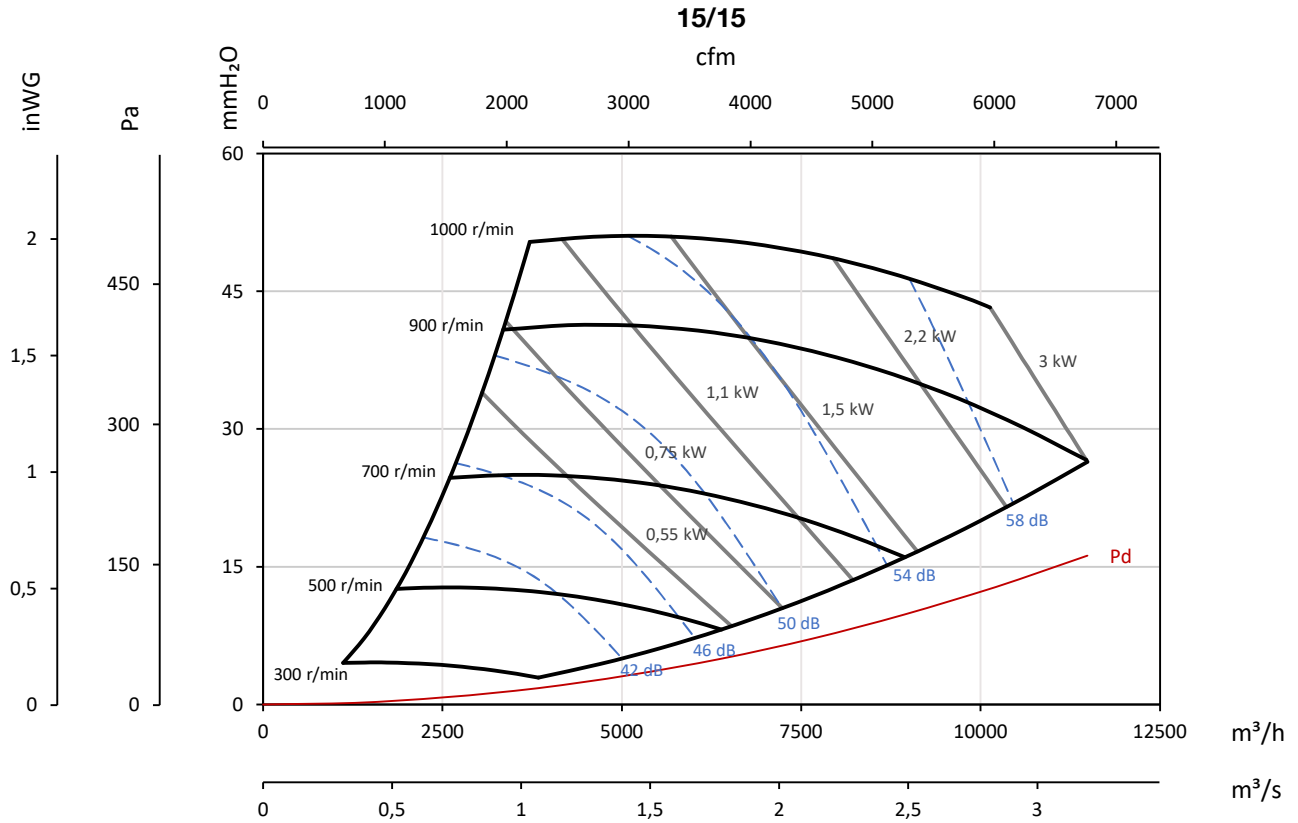
Pe= Static pressure in mm H₂O, Pa and inWG



Characteristic curves

Q= Flow rate in m³/h, m³/s and cfm

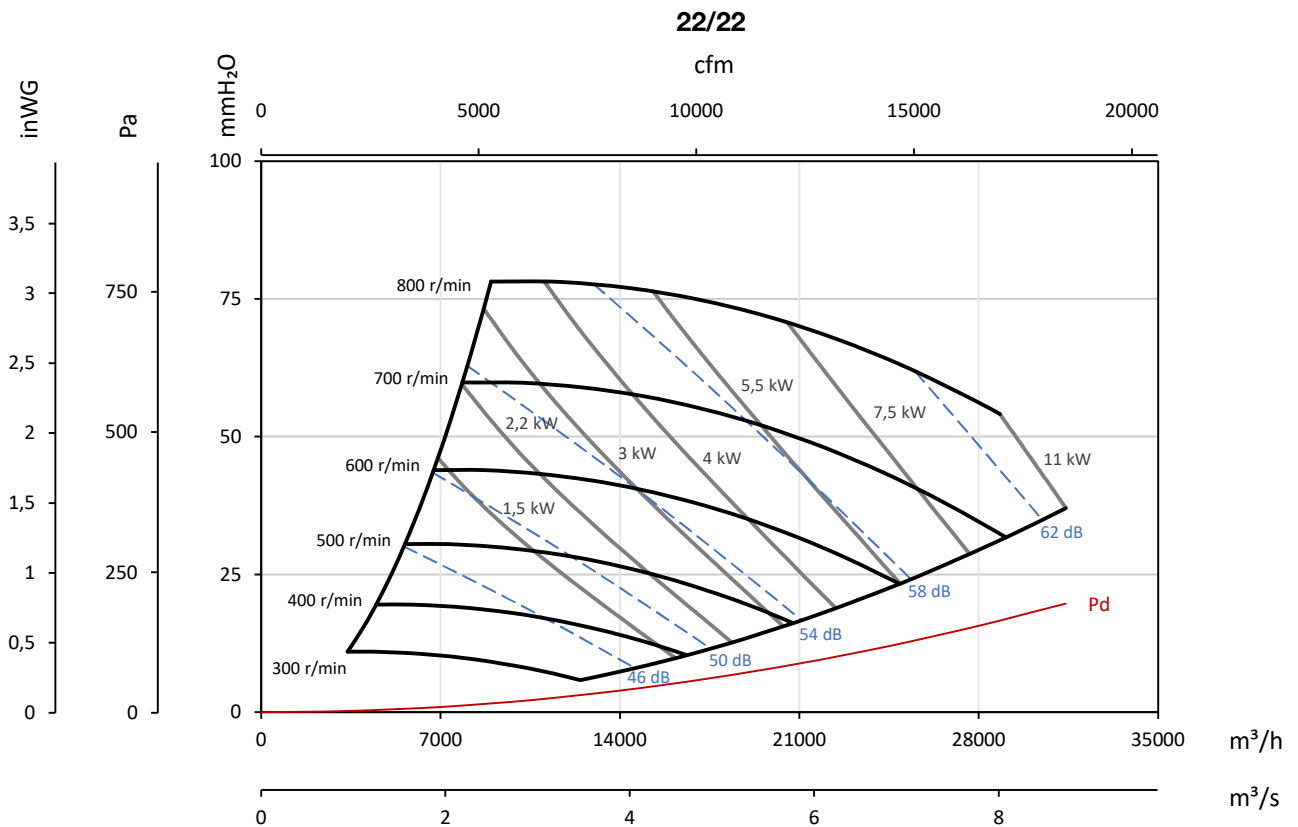
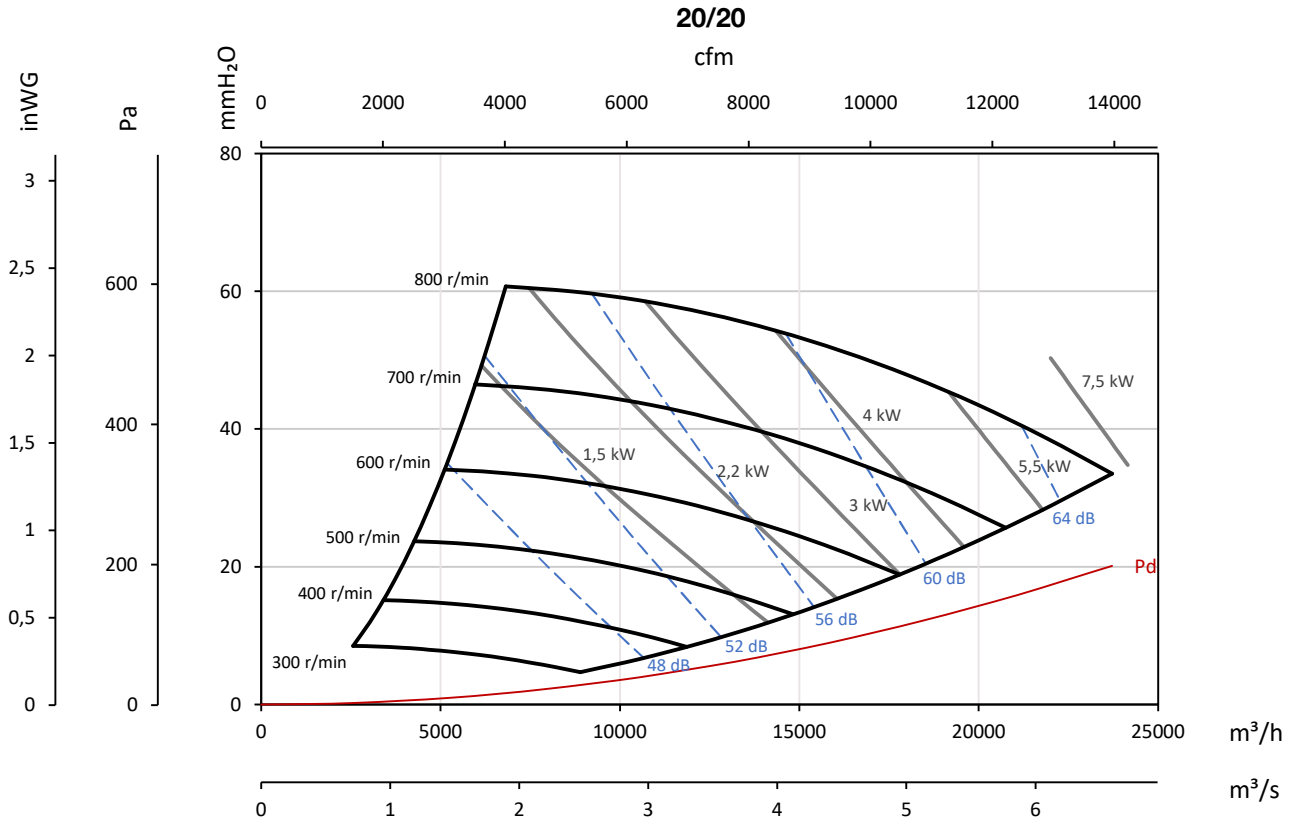
Pe= Static pressure in mm H₂O, Pa and inWG



Characteristic curves

Q= Flow rate in m³/h, m³/s and cfm

Pe= Static pressure in mm H₂O, Pa and inWG



Characteristic curves

Q= Flow rate in m³/h, m³/s and cfm

Pe= Static pressure in mm H₂O, Pa and inWG

